



Castors & Wheels

EXTRA HEAVY DUTY


www.atlashandlinguk.co.uk

01527 501 148

INDUSTRIAL

SERIES: NXHCNY

BRACKET: **FABRICATED**
WHEEL: **CAST NYLON**
BEARING: **BALL BEARING**



NXHCNY

SWIVEL

200NXH4CNYBJ	200	80		175x140	140x105	14	63	264	2500
250NXH4CNYBJ	250	80		175x140	140x105	14	68	315	2500
300NXH4CNYBJ	300	80		175x140	140x105	14	80	365	2500



NXHCNY

FIXED

200NXH8CNYBJ	200	80		175x140	140x105	14		264	2500
250NXH8CNYBJ	250	80		175x140	140x105	14		315	2500
300NXH8CNYBJ	300	80		175x140	140x105	14		365	2500



NXHCNY

BRAKED

200NXH4CNYBJSWB	200	80		175x140	140x105	14	63	264	2500
250NXH4CNYBJSWB	250	80		175x140	140x105	14	68	315	2500
300NXH4CNYBJSWB	300	80		175x140	140x105	14	80	365	2500

EXTRA HEAVY



INDUSTRIAL

SERIES: NXHDI

BRACKET: **FABRICATED**
 WHEEL: **DUCTILE IRON**
 BEARING: **BALL BEARING**



EXTRA HEAVY



NXHDI									
SWIVEL									
200NXH4DIBJ	200	75		175x140	140x105	14	63	264	2500
250NXH4DIBJ	250	75		175x140	140x105	14	68	315	2500
300NXH4DIBJ	300	75		175x140	140x105	14	80	365	2500



NXHDI									
FIXED									
200NXH8DIBJ	200	75		175x140	140x105	14		264	2500
250NXH8DIBJ	250	75		175x140	140x105	14		315	2500
300NXH8DIBJ	300	75		175x140	140x105	14		365	2500




NXHDI									
BRAKED									
200NXH4DIBJSWB	200	75		175x140	140x105	14	63	264	2500
250NXH4DIBJSWB	250	75		175x140	140x105	14	68	315	2500
300NXH4DIBJSWB	300	75		175x140	140x105	14	80	365	2500

INDUSTRIAL

SERIES: NXHPT


BRACKET: **FABRICATED**
 WHEEL: **POLYURETHANE**
 ON **CAST IRON CENTRE**
 BEARING: **BALL BEARING**



EXTRA HEAVY



NXHPT SWIVEL										
200NXH4PTBJ	200	75			175x140	140x105	14	63	264	1400
250NXH4PTBJ	250	75			175x140	140x105	14	68	315	1800
300NXH4PTBJ	300	75			175x140	140x105	14	80	365	2200



NXHPT FIXED									
200NXH8PTBJ	200	75			175x140	140x105	14	264	1400
250NXH8PTBJ	250	75			175x140	140x105	14	315	1800
300NXH8PTBJ	300	75			175x140	140x105	14	365	2200



NXHPT BRAKED										
200NXH4PTBJSWB	200	75			175x140	140x105	14	63	264	1400
250NXH4PTBJSWB	250	75			175x140	140x105	14	68	315	1800
300NXH4PTBJSWB	300	75			175x140	140x105	14	80	365	2200



INDUSTRIAL

SERIES: DNXHNY

BRACKET: **FABRICATED**
 WHEEL: **NYLON**
 BEARING: **BALL BEARING**



EXTRA HEAVY



DNXHNY SWIVEL										
150DNXH4NYBJ	150	45/45		175x140	140x105	14	63	214	2000	
200DNXH4NYBJ	200	50/50		175x140	140x105	14	68	264	2000	
250DNXH4NYBJ	250	60/60		175x140	140x105	14	80	315	2500	




DNXHNY FIXED										
150DNXH8NYBJ	150	45/45		175x140	140x105	14		214	2000	
200DNXH8NYBJ	200	50/50		175x140	140x105	14		264	2000	
250DNXH8NYBJ	250	60/60		175x140	140x105	14		315	2500	



INDUSTRIAL

SERIES: DNXHCI

BRACKET: **FABRICATED**
 WHEEL: **CAST IRON**
 BEARING: **BALL BEARING**



DNXHCI SWIVEL									
150DNXH4CIBJ	150	45/45		175x140	140x105	14	63	214	1800
200DNXH4CIBJ	200	45/45		175x140	140x105	14	68	264	2200
250DNXH4CIBJ	250	50/50		175x140	140x105	14	80	315	2500



DNXHCI FIXED									
150DNXH8CIBJ	150	45/45		175x140	140x105	14		214	1800
200DNXH8CIBJ	200	45/45		175x140	140x105	14		264	2200
250DNXH8CIBJ	250	50/50		175x140	140x105	14		315	2500

EXTRA HEAVY



INDUSTRIAL

SERIES: DNXHPT

BRACKET: **FABRICATED**
 WHEEL: **POLYURETHANE**
 ON **CAST IRON CENTRE**
 BEARING: **BALL BEARING**



EXTRA HEAVY



DNXHPT SWIVEL										
150DNXH4PTBJ	150	50/50		175x140	140x105	14	63	214	1600	
200DNXH4PTBJ	200	50/50		175x140	140x105	14	68	264	2000	
250DNXH4PTBJ	250	50/50		175x140	140x105	14	80	315	2500	



DNXHPT FIXED									
150DNXH8PTBJ	150	50/50		175x140	140x105	14		214	1600
200DNXH8PTBJ	200	50/50		175x140	140x105	14		264	2000
250DNXH8PTBJ	250	50/50		175x140	140x105	14		315	2500