





















































APPARATUS

SERIES: DRLTPR

BRACKET: **PRESSED STEEL**
 WHEEL: **SYNTHETIC NON-MARKING**
GREY RUBBER ON PLASTIC CENTRE
 BEARING: **PLAIN**



LIGHT

	DRLTPR SWIVEL									
	50DRL4TPR	50	20		50x50	35x35	6.3	25	73	40
	75DRL4TPR	75	23		60x60	43x43	6.3	32	100	50
	100DRL4TPR	100	27		75x75	57x57	8.3	38	130	75
	125DRL4TPR	125	27		75x75	57x57	8.3	40	153	90
	DRLTPR BRAKED									
	50DRL4TPRSWB	50	20		50x50	35x35	6.3	25	73	40
	75DRL4TPRSWB	75	23		60x60	43x43	6.3	32	100	50
	100DRL4TPRSWB	100	27		75x75	57x57	8.3	38	130	75
	125DRL4TPRSWB	125	27		75x75	57x57	8.3	40	153	90
	DRLTPR BOLT HOLE									
	50DRLBH10TPR	50	20				10.5	25	71	40
	75DRLBH10TPR	75	23				10.5	32	95	50
	100DRLBH12TPR	100	27				12.2	38	128	75
	125DRLBH12TPR	125	27				12.2	38	150	90
	DRLTPR BOLT HOLE BRAKED									
	50DRLBH10TPRSWB	50	20				10.5	25	71	40
	75DRLBH10TPRSWB	75	23				10.5	32	95	50
	100DRLBH12TPRSWB	100	27				12.2	38	128	75
	125DRLBH12TPRSWB	125	27				12.2	38	150	90