

















INDUSTRIAL
















SERIES: DRH/GDHRT
















BRACKET: **HEAVY PRESSED STEEL**
 WHEEL: **ELASTIC RUBBER**
 ON **CAST IRON CENTRE**
 BEARING: **BALL BEARING**

























MEDIUM / HEAVY

|  | DRHRT SWIVEL |  |  |  |  |  |  |  |  |  |
|---|-------------------------------|---|---|---|---|--|---|---|---|---|
| GOLD BRACKET | 125GDH4RTBJ | 125 | 50 |  | 135x110 | 105x80 | 12 | 55 | 166 | 275 |
| | 150GDH4RTBJ | 150 | 50 |  | 135x110 | 105x80 | 12 | 55 | 194 | 400 |
| | 200GDH4RTBJ | 200 | 50 |  | 135x110 | 105x80 | 12 | 55 | 239 | 600 |
| | 250GDH4RTBJ | 250 | 50 |  | 135x110 | 105x80 | 12 | 55 | 291 | 700 |
| | 100DRH4RTBJ | 100 | 38 |  | 105x85 | 80x60 | 9 | 39 | 128 | 180 |
| | 125DRH4RTBJ | 125 | 38 |  | 105x85 | 80x60 | 9 | 44 | 152 | 190 |

|  | DRHRT FIXED |  |  |  |  |  |  |  |  | |
|---|------------------------------|---|---|---|---|--|---|---|---|-----|
| GOLD BRACKET | 125GDH8RTBJ | 125 | 50 |  | 135x110 | 105x80 | 12 | | 166 | 275 |
| | 150GDH8RTBJ | 150 | 50 |  | 135x110 | 105x80 | 12 | | 194 | 400 |
| | 200GDH8RTBJ | 200 | 50 |  | 135x110 | 105x80 | 12 | | 239 | 600 |
| | 250GDH8RTBJ | 250 | 50 |  | 135x110 | 105x80 | 12 | | 291 | 700 |
| | 100DRH8RTBJ | 100 | 38 |  | 105x85 | 80x60 | 9 | | 128 | 180 |
| | 125DRH8RTBJ | 125 | 38 |  | 105x85 | 80x60 | 9 | | 152 | 190 |

|  | DRHRT BRAKED |  |  |  |  |  |  |  |  | |
|---|-------------------------------|---|---|---|---|--|---|---|---|-----|
| GOLD BRACKET | 125GDH4RTBJSWB | 125 | 50 |  | 135x110 | 105x80 | 12 | 55 | 166 | 275 |
| | 150GDH4RTBJSWB | 150 | 50 |  | 135x110 | 105x80 | 12 | 55 | 194 | 400 |
| | 200GDH4RTBJSWB | 200 | 50 |  | 135x110 | 105x80 | 12 | 55 | 239 | 600 |
| | 250GDH4RTBJSWB | 250 | 50 |  | 135x110 | 105x80 | 12 | 55 | 291 | 700 |
| | 100DRH4RTBJSWB | 100 | 38 |  | 105x85 | 80x60 | 9 | 39 | 128 | 180 |
| | 125DRH4RTBJSWB | 125 | 38 |  | 105x85 | 80x60 | 9 | 44 | 152 | 190 |

|  | DRHRT BOLT HOLE |  |  |  |  |  |  |  |  | |
|---|----------------------------------|---|---|---|---|--|---|---|---|-----|
| | 100DRHBH12RTBJ | 100 | 38 |  | | | 12.1 | 39 | 128 | 180 |
| | 125DRHBH12RTBJ | 125 | 38 |  | | | 12.1 | 44 | 152 | 190 |

|  | DRHRT BOLT HOLE BRAKED |  |  |  |  |  |  |  |  | |
|---|---|---|---|---|---|--|---|---|---|-----|
| | 100DRHBH12RTBJSWB | 100 | 38 |  | | | 12.1 | 39 | 128 | 180 |
| | 125DRHBH12RTBJSWB | 125 | 38 |  | | | 12.1 | 44 | 152 | 190 |

EXPANDERS



DIRECTIONAL LOCK



Only Gold swivel castors.